

# Brompton North American Financials Dividend ETF

# TSX: BFIN

December 31, 2018

## Overview

This ETF provides monthly distributions and the opportunity for capital gains by investing in an actively managed portfolio of large cap North American financial services companies selected by Brompton, complemented by a proprietary covered call options program to enhance monthly income.

Our PM team first uses a top-down analysis to identify attractive sub-sectors. Rigorous fundamental analysis focuses the portfolio on at least 15 North American Financial Services Companies with a market capitalization of at least \$5 billion. The PMs then actively set the level of covered call writing (up to a maximum of 33%) with the goal of optimizing distributable cash and total returns, and reducing portfolio volatility.

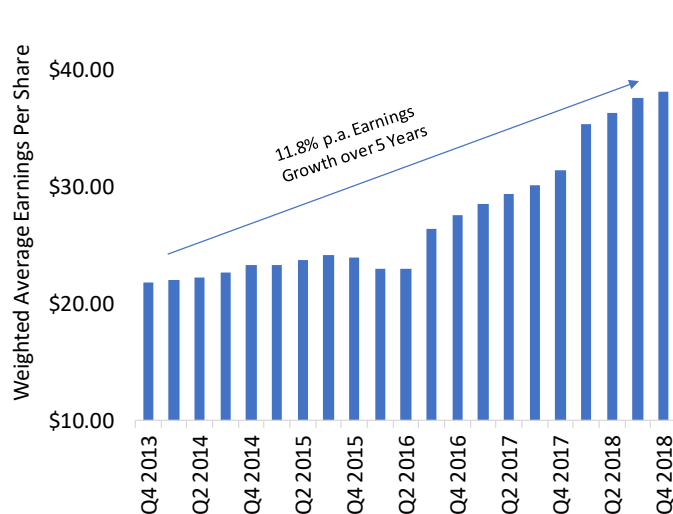
## TRENDS DRIVING LONG TERM GROWTH IN NORTH AMERICAN FINANCIAL EQUITIES

### 1 Strong Growth Potential

Economic growth and declining unemployment lead to higher demand for loans, rising interest rates and margins, and a stable credit environment

In the US, stringent regulation of financial institutions is expected to be relaxed in coming years, providing additional opportunities for growth.

Improving Earnings - S&P 500 Financials Index<sup>1</sup>

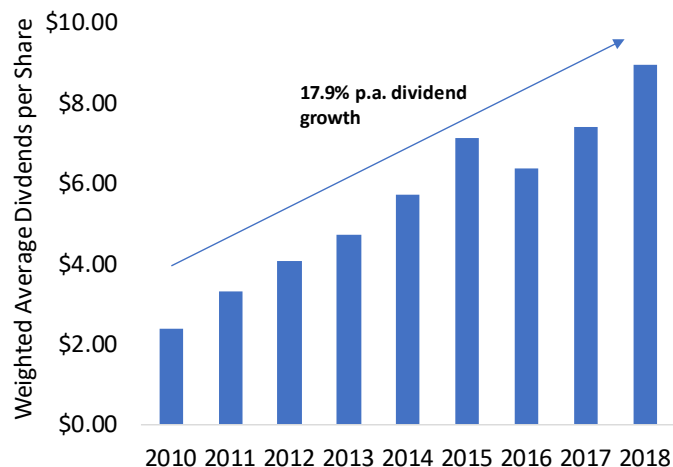


### 2 Dividend Growth in Financials

Since 2010, Canadian financials have grown dividends by 6.2% p.a. and U.S. financials have grown dividends by 17.9% p.a. on average.

Strong balance sheets, lower tax rates, and prospects for reduced regulatory burden in the U.S. supports higher profitability, further dividend growth, and share buybacks for financial companies.<sup>2</sup>

Strong Dividend Growth - S&P 500 Financials Index<sup>2</sup>

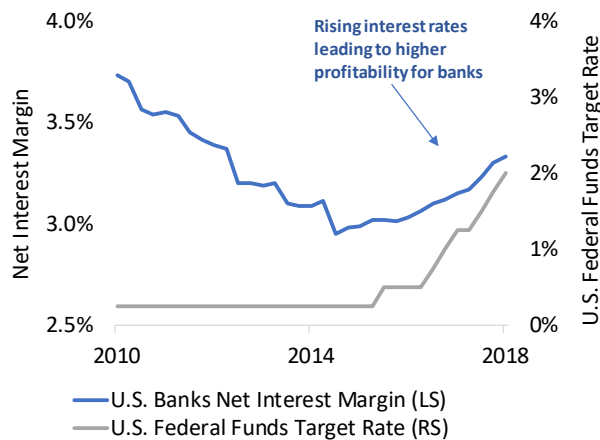


<sup>1</sup> Source: Thomson Reuters Datastream, as at December 31, 2018. Reflects 12-month forward weighted average earnings per share for the S&P 500 Financials Index;

<sup>2</sup> Source: Thomson Reuters Datastream as at December 31, 2018. Reflects 12-month period trailing weighted average dividends per share. US are represented by the S&P 500 Financials Index. Canadian financials are represented by the S&P/TSX Composite Financials Index.

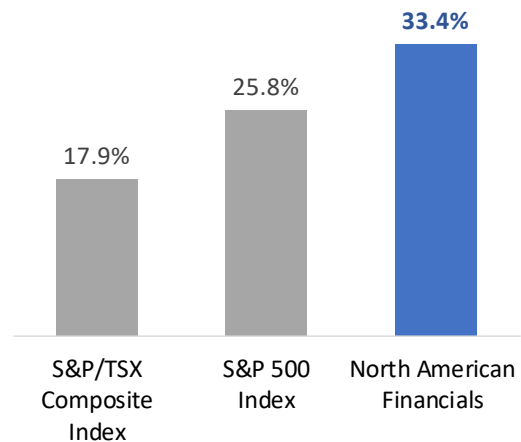
### 3 Benefit from Rising Interest Rates

Rising interest rates lead to improving profit margins for financials.<sup>3</sup>




Financial stocks have outperformed the broader market during past periods of rising rates.

Average performance over periods of rising interest rates<sup>4</sup>



#### Representative Portfolio Holdings: December 31, 2018<sup>5</sup>



#### About Brompton Funds Limited<sup>6</sup>

- Provides investment management and portfolio advisory services to 16 investment funds
- Brompton manages over \$2 billion in AUM, including approximately \$1.4 billion in covered call option writing strategies
- Well-respected, Independent Review Committee

For more information, please contact your Investment Advisor or visit [www.bromptongroup.com](http://www.bromptongroup.com)

#### Investor Relations

PHONE 416.642.6000

TOLL FREE 1.866.642.6001

EMAIL [info@bromptongroup.com](mailto:info@bromptongroup.com)

[www.bromptongroup.com](http://www.bromptongroup.com)

**BROMPTON**  
EXCHANGE TRADED FUNDS

<sup>3</sup> Source: Federal Reserve Bank of St. Louis, Thomson Reuters Datastream as at December 31, 2018.

<sup>4</sup> Source: Thomson Reuters Datastream as at December 31, 2018. Chart shows average performance over periods since 2008 when the Government of Canada 10-year bond rate increased by 0.50% or more. North American Financials are represented by an equal weighting of the S&P/TSX Capped Financials Index and the S&P 500 Financials Index. Performance is not annualized.

<sup>5</sup> Please visit [www.bromptongroup.com](http://www.bromptongroup.com) for a portfolio summary.

<sup>6</sup> Please visit [www.bromptongroup.com](http://www.bromptongroup.com) for further information.

Commissions, trailing commissions, management fees and expenses all may be associated with ETFs. Please read the prospectus before investing. ETFs are not guaranteed, their values change frequently and past performance may not be repeated.

Certain statements contained in this document constitute forward-looking information within the meaning of Canadian securities laws. Forward-looking information may relate to matters disclosed in this document and to other matters identified in public filings relating to the ETF, to the future outlook of the ETF and anticipated events or results and may include statements regarding the future financial performance of the ETF. In some cases, forward-looking information can be identified by terms such as "may", "will", "should", "expect", "plan", "anticipate", "believe", "intend", "estimate", "predict", "potential", "continue" or other similar expressions concerning matters that are not historical facts. Actual results may vary from such forward-looking information. Investors should not place undue reliance on forward-looking statements. These forward-looking statements are made as of the date hereof and we assume no obligation to update or revise them to reflect new events or circumstances.