

Brompton North American Financials Dividend ETF

TSX:BFIN

FUND PROFILE

AS AT October 31, 2019

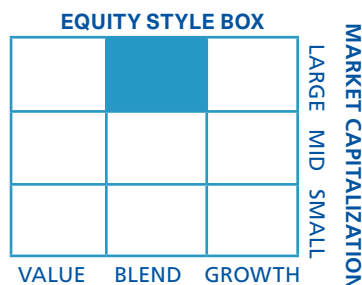
TSX Symbol	CAD Hedged USD	BFIN BFIN.U
CUSIP	BFIN BFIN.U	11221X107 11221X206
Inception Date	BFIN BFIN.U	Oct. 17, 2018 Aug. 12, 2019
NAV	BFIN BFIN.U	\$20.00 \$20.79
Distribution Rate¹	BFIN BFIN.U	5.0% 4.8%
Distribution Frequency	Monthly	
Total Assets	\$23 million	
Management Fee	0.75% p.a.	
Management Style	Actively Managed	
Manager/PM	Brompton Funds Limited	
Registered Account Eligibility	Yes	
Risk Rating	Medium	

THIS ETF IS FOR INVESTORS WHO ARE:

- Seeking capital appreciation
- Seeking enhanced income and lower volatility through covered call strategies
- Comfortable with equity risk

ESG SCORE²

A-



INVESTMENT APPROACH

BROMPTON
EXCHANGE TRADED FUNDS

Overview

This ETF provides monthly distributions and the opportunity for capital appreciation through an investment in an actively managed portfolio of large-cap North American-listed financial services companies selected by Brompton, complemented by a proprietary covered call options program.

Our PM team first uses a top-down analysis to identify attractive sub-sectors. Rigorous fundamental analysis focuses the portfolio on at least 15 North American Financial Services Companies with a market capitalization of at least \$5 billion. The PMs then actively set the level of covered call writing (up to a maximum of 33%) with the goal of optimizing distributable cash and total returns, while reducing portfolio volatility.

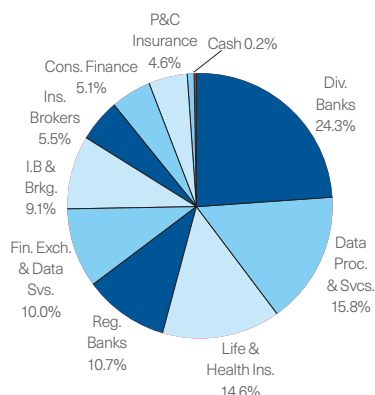
Investment Highlights: Financial Sector

Why Invest In North American Financials?

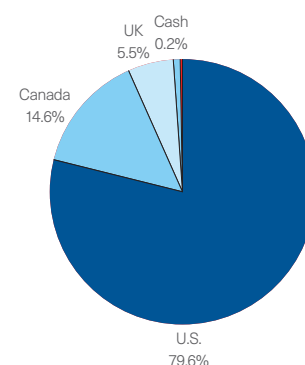
- Brompton believes North American Financial companies are attractively valued
- Brompton believes North American Financial companies have strong dividend growth potential
- Opportunity for Canadian investors to diversify their investment in financials

Portfolio: October 31, 2019

Sector Allocation



Geographic Allocation



Top 10 Holdings

Top 10 Holdings	% of Portfolio
S&P Global Inc.	6.4%
Mastercard Inc.	6.1%
Sun Life Financial Inc.	5.7%
Aon PLC	5.5%
First Republic Bank	5.4%
JPMorgan Chase & Co	5.4%
PNC Financial Services Group Inc.	5.3%
American Express Co	5.1%
Bank of America Corp	5.1%
Broadridge Financial Solutions Inc.	4.9%
Total	54.9%

Portfolio Manager and Manager:



Laura Lau
BASc (Hons), CFA, DMS
Senior Vice President and Senior
Portfolio Manager



Michael Clare
BComm (Hons), CPA, CA, CFA
Vice President and Portfolio Manager

Brompton Funds, a division of Brompton Group which was founded in 2000, is an experienced investment fund manager with over \$2 billion in assets under management³. Brompton's investment solutions include TSX listed closed-end funds and exchange-traded funds.

Historical Performance: October 31, 2019

Annual Compound Returns ⁴	YTD	1-YR	Since Inception
Brompton North American Financials Dividend ETF	22.5%	8.9%	5.3%
S&P/TSX Capped Financials Index	20.7%	14.4%	11.7%
S&P 500 Financials Index	22.5%	11.7%	8.7%

⁽¹⁾ Distribution rate based on October 31, 2019 closing market price. Source: Thomson Reuters.

⁽²⁾ Source: Thomson Reuters as at September 30, 2019. Reflects the weighted average ESG Score of the companies held in the portfolio. The ESG Score is an overall score of a company based on the reported information in the environmental, social and corporate governance pillars. Letter grades range from D- for the lowest ESG scores to A+ for the highest scores. See https://www.refinitiv.com/content/dam/marketing/en_us/documents/methodology/esg-scores-methodology.pdf for more information.

⁽³⁾ Please visit www.bromptongroup.com for further information.

⁽⁴⁾ Returns are for the periods ended October 31, 2019. The table shows the Fund's compound returns compared with the S&P/TSX Capped Financials Index ("Financials Index") and the S&P 500 Financials Index (S&P Index) (together the "Indices"). The Financials Index is comprised of constituents of the S&P/TSX Composite Index that are classified as members of the financial sector with individual constituents capped at 25% weight. The S&P Index is comprised of constituents of the S&P 500 Index that are classified as members of the financial sector with individual constituents capped at 25% weight. The ETF invests in at least 15 North American Financial Services companies with market capitalization of at least \$5 billion. It is therefore not expected the ETF's performance will mirror that of the Indices which have more diversified portfolios. Further, the Indices are calculated without the deduction of management fees, fund expenses and trading commissions, whereas the performance of the ETF is calculated after deducting such fees and expenses.

This document is for information purposes only and does not constitute an offer to sell or a solicitation to buy the securities referred to herein. The opinions contained in this report are solely those of Brompton Funds Limited ("BFL") and are subject to change without notice. BFL makes every effort to ensure that the information has been derived from sources believed to be reliable and accurate. However, BFL assumes no responsibility for any losses or damages, whether direct or indirect which arise from the use of this information. BFL is under no obligation to update the information contained herein. The information should not be regarded as a substitute for the exercise of your own judgment. Please read the prospectus before investing.

Commissions, trailing commissions, management fees and expenses all may be associated with exchange-traded fund investments. The indicated rates of return are the historical annual compounded total returns including changes in unit value and reinvestment of all distributions and do not take into account sales, redemption, distribution or optional charges or income taxes payable by any securityholder that would have reduced returns. Please read the prospectus before investing. Exchange-traded funds are not guaranteed, their values change frequently and past performance may not be repeated.

Certain statements contained in this document constitute forward-looking information within the meaning of Canadian securities laws. Forward-looking information may relate to matters disclosed in this document and to other matters identified in public filings relating to the ETF, to the future outlook of the ETF and anticipated events or results and may include statements regarding the future financial performance of the ETF. In some cases, forward-looking information can be identified by terms such as "may", "will", "should", "expect", "plan", "anticipate", "believe", "intend", "estimate", "predict", "potential", "continue" or other similar expressions concerning matters that are not historical facts. Actual results may vary from such forward-looking information. Investors should not place undue reliance on forward-looking statements. These forward-looking statements are made as of the date hereof and we assume no obligation to update or revise them to reflect new events or circumstances.

BROMPTON
EXCHANGE TRADED FUNDS

VALUE
INTEGRITY
PERFORMANCE
THE FOUNDATION FOR EXCELLENCE

Investor Relations
PHONE 416.642.6000
TOLL FREE 1.866.642.6001
FAX 416.642.6001
info@bromptongroup.com
www.bromptonfunds.com

Address
Bay Wellington Tower,
Brookfield Place
181 Bay Street
Suite 2930, Box 793
Toronto, Ontario M5J 2T3