

BEPR

Brompton Flaherty & Crumrine *Enhanced* Investment Grade Preferred ETF

BEPR | BEPR.U
10.0% | 9.4%
 Distribution Rate¹

[View fund page](#)

Investment Highlights

- Actively managed portfolio of primarily investment-grade preferred and corporate securities
- Leverage of up to 33% of total assets to enhance income and total return potential
- Stable monthly cash distributions
- Diversification opportunity: U.S. preferreds have low correlation to traditional equity and fixed income categories
- U.S. preferred shares offer higher yield than many other fixed income categories

For Investors Who



Are looking for regular income



Want to diversify their portfolio



Can handle the ups and downs of the stock market

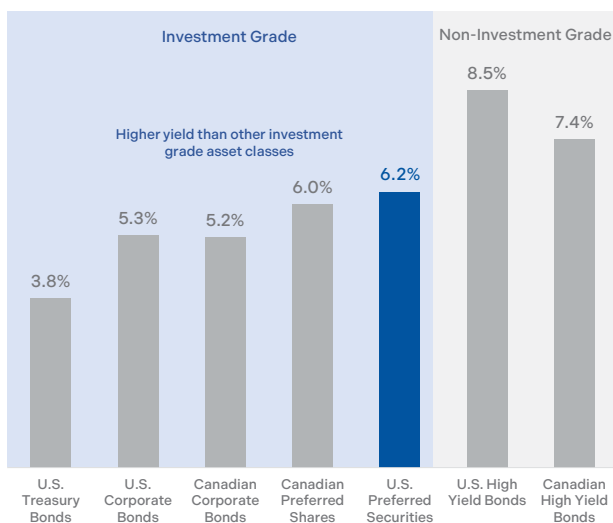
Overview

Brompton Flaherty & Crumrine *Enhanced* Investment Grade Preferred ETF (BEPR) is designed to provide stable monthly cash distributions and a stable net asset value by investing in an actively managed portfolio consisting primarily of preferred and income-producing corporate securities of North American issuers.

Attractive Income

U.S. preferred securities provide higher income than other investment grade fixed income categories.²

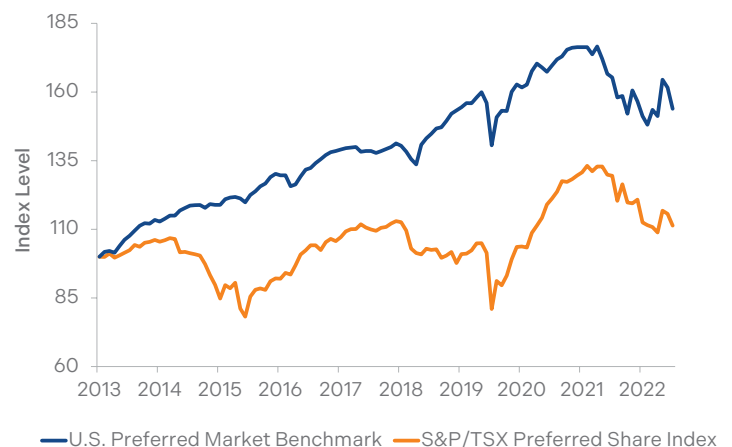
Fixed-Income Yield Comparison²



Historically Resilient

U.S. preferred securities have historically outperformed Canadian preferred shares with lower volatility.³

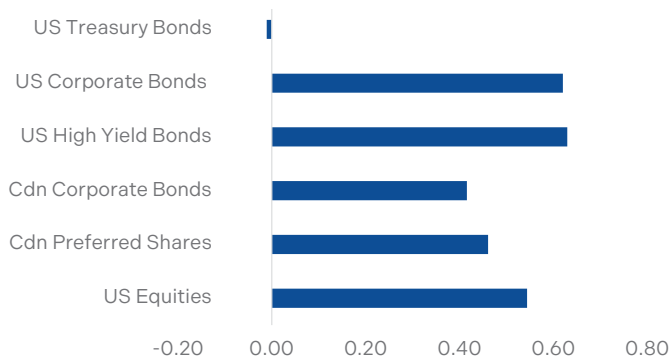
U.S. & Canadian Preferred Indices Total Return³



Diversification

Preferred Securities have low correlation of returns to traditional equity and fixed income categories, providing an effective tool to diversify portfolio returns and risk.⁴

Preferred Securities - Low Correlation⁴ Diversification Opportunity When Correlation <1



Select Portfolio Holdings⁵



¹Distribution rate based on March 31, 2023 closing market price. Source: Thomson Reuters.

²Source: Refinitiv Datastream as at March 31, 2023. Note: Indices used were ICE BofAML 8% Constrained Core West Preferred & Jr Subordinated Securities Index, ICE BofAML US Corporate Index, ICE BofAML Canadian Corporate Index, ICE BofAML US High Yield Master II Index, ICE BofAML Canada High Yield Index, ICE BofAML US Treasury Index, and S&P/TSX Preferred Share Index.

³Source: Refinitiv Datastream, as at March 31, 2023. Reflects the period for which U.S. Preferred Securities Index data is available from Refinitiv Datastream, starting September 30, 2013. The U.S. Preferred Securities Index is represented by the ICE BofAML 8% Constrained Core West Preferred & Jr Subordinated Securities Index.

⁴Source: Morningstar Direct, Thomson Reuters Datastream, as at March 31, 2023. "US Preferreds" is comprised of 50% of the ICE BofAML 8% Capped Hybrid Preferred Securities Index (P8HO) and 50% of the ICE BofAML 8% Capped Corporate US Capital Securities Index (C8CT) prior to 4/30/2012, and thereafter of the ICE BofAML 8% Constrained Core West Preferred & Jr Subordinated Securities Index (P8JC). Other indices used were the S&P/TSX Preferred Share Index, FTSE Canada All Corporate Bond Index, ICE BofAML U.S. Corporate Index (COA0), ICE BofAML ICE BofAML U.S. Corporate High Yield Index (H0A0), ICE BofAML US Treasury Index Index (G0Q0), and the S&P 500 Index. The correlations are calculated using monthly returns over trailing 15 years.

⁵Please visit www.bromptongroup.com for a portfolio summary.

This document is for information purposes only and does not constitute an offer to sell or a solicitation to buy the securities referred to herein. The opinions contained in this report are solely those of Brompton Funds Limited ("BFL") and are subject to change without notice. BFL makes every effort to ensure that the information has been derived from sources believed to be reliable and accurate. However, BFL assumes no responsibility for any losses or damages, whether direct or indirect which arise from the use of this information. BFL is under no obligation to update the information contained herein. The information should not be regarded as a substitute for the exercise of your own judgment. Please read the prospectus before investing. Commissions, trailing commissions, management fees and expenses all may be associated with exchange-traded funds. Please read the prospectus before investing. Exchange-traded funds are not guaranteed, their values change frequently and past performance may not be repeated. Certain statements contained in this document constitute forward-looking information within the meaning of Canadian securities laws. Forward looking information may relate to matters disclosed in this document and to other matters identified in public filings relating to the ETF, to the future outlook of the ETF and anticipated events or results and may include statements regarding the future financial performance of the ETF. In some cases, forward-looking information can be identified by terms such as "may", "will", "should", "expect", "plan", "anticipate", "believe", "intend", "estimate", "predict", "potential", "continue" or other similar expressions concerning matters that are not historical facts. Actual results may vary from such forward looking information. Investors should not place undue reliance on forward-looking statements. These forward-looking statements are made as of the date hereof and we assume no obligation to update or revise them to reflect new events or circumstances.