

**FUND DETAILS**  
AS AT MARCH 31, 2020

TSX Symbol	LCS; LCS.PR.A
Total Assets	\$72 million
Inception Date	Apr. 18, 2007
NAV - Class A	\$1.38
Redemption Price - Pref	\$10.10
Management Fee	0.60% p.a.
Pref Credit Rating	Pfd-3 (low)

**Distributions per share:**

Class A	\$0.075 monthly/\$0.90 p.a.
Preferred	\$0.15625 quarterly/\$0.625 p.a.

Distribution Rate (Class A)	n/a% <sup>1</sup>
Distribution Rate (Pref)	7.0% <sup>1</sup>
Maturity Date <sup>2</sup>	Apr. 29, 2023

**WHY INVEST?**

- Equal weight investment in common shares of Canada's four largest publicly-listed life insurance companies ("LifeCos")
- Manager believes Lifecos are attractively valued relative to historical levels, representing a compelling entry point
- Potential for capital appreciation for Class A shares due to leveraged exposure to the LifeCos, which have a dominant market position in Canada and significant international operations
- Distributions:
  - Preferred Shares - Target of \$0.625 p.a.; \$7.04 dividends declared since inception
  - Class A Shares - Target of \$0.90 p.a.<sup>3</sup>; \$6.33 distributions declared since inception

**INVESTMENT OBJECTIVES**

To provide holders of Preferred shares with fixed cumulative preferential quarterly cash distributions and to return the original issue price on the maturity date<sup>3</sup>.


To provide holders of Class A shares with regular monthly cash distributions and the opportunity for capital appreciation.

**Portfolio Manager and Manager**

Brompton Funds Limited



**Laura Lau, BAsC (Hons), CFA, DMS**  
Senior Vice President and Chief Investment Officer







**Michael Clare, BComm (Hons), CPA, CA, CFA**  
Vice President and Portfolio Manager

Founded in 2000, Brompton is an experienced investment fund manager with income focused investment solutions including TSX traded closed-end funds and exchange-traded funds.

**PORTFOLIO**

MARCH 31, 2020

**Holdings**

	% of Portfolio	
Sun Life Financial Inc.	26.2%	
Manulife Financial Corp.	24.6%	
Great-West Lifeco Inc.	24.3%	
iA Financial Corporation Inc.	23.9%	
Cash and short-term investments	1.0%	
<b>Total</b>	<b>100.0%</b>	

**HISTORICAL PERFORMANCE**

MARCH 31, 2020

Annual Compound Returns <sup>4</sup>	1-YR	3-YR	5-YR	10-YR	Since Inception
Brompton Lifeco Split Corp. - Class A	(66.4%)	(35.1%)	(17.3%)	(6.3%)	(9.8%)
S&P/TSX Capped Financials Index	(13.2%)	(1.6%)	3.9%	6.7%	4.8%
S&P/TSX Composite Index	(14.2%)	(1.9%)	0.9%	4.1%	2.8%
Brompton Lifeco Split Corp. - Preferred	6.4%	6.1%	6.0%	5.7%	5.6%
S&P/TSX Preferred Share Index	(20.9%)	(8.0%)	(4.4%)	(0.4%)	(0.5%)
Brompton Lifeco Split Corp. - Unit	(15.4%)	(5.3%)	0.9%	3.6%	1.1%

<sup>(1)</sup> Distribution rate is based on market price as at March 31, 2020. Source: TMX Group Inc.

<sup>(2)</sup> Subject to the extension of the term for periods of up to five years as determined by the board of directors. The announcement of any extension will be made by news release at least 60 days prior to the then current termination date.

<sup>(3)</sup> Class A share distribution of \$0.075/mo (\$1.20/p.a) will be declared and paid in any month, only if the net asset value per unit (each unit consisting of one Class A and one Preferred share) is in excess of \$15.00, based on the most recently calculated NAV as of the date of each distribution declaration.

<sup>(4)</sup> Returns are for the periods ended March 31, 2020. The table shows the Fund's compound return on a Class A share, Preferred share and unit for each period indicated, compared with the S&P/TSX Capped Financials Index ("Financials Index"), S&P/TSX Composite Index ("Composite Index") and the S&P/TSX Preferred Share Index ("Preferred Index") (together the "Indices"). The Financials Index is derived from the Composite Index based on the financials sector of the Global Industry Classification Standard. The Composite Index tracks the performance, on a market weight basis, of a broad index of large-capitalization issuers listed on the Toronto Stock Exchange ("TSX"). The Preferred Share Index tracks the performance, on a market weight basis, of a broad index of preferred shares trading on the TSX that meet the criteria relating to size, liquidity and issuer rating. The Fund passively invests on an approximately equal weight basis in a portfolio comprised of four Canadian life insurance companies which are in both the Financials Index and the Composite Index. Since the Indices have more diversified portfolios it is not expected that the Fund's performance will mirror that of the Indices. The Indices are calculated without the impact of management fees, fund expenses and trading commissions, whereas the performance of the Fund is calculated after deducting such fees and expenses. Further, the performance of the Fund's Class A shares is impacted by the leverage provided by the Fund's Preferred shares.

This document is for information purposes only and does not constitute an offer to sell or a solicitation to buy the securities referred to herein. The opinions contained in this report are solely those of Brompton Funds Limited ("BFL") and are subject to change without notice. BFL makes every effort to ensure that the information has been derived from sources believed to be reliable and accurate. However, BFL assumes no responsibility for any losses or damages, whether direct or indirect which arise from the use of this information. BFL is under no obligation to update the information contained herein. The information should not be regarded as a substitute for the exercise of your own judgment. Please read the Fund's annual information form before investing.

You will usually pay brokerage fees to your dealer if you purchase or sell shares of the Fund on the Toronto Stock Exchange or other alternative Canadian trading system (an "exchange"). If the shares are purchased or sold on an exchange, investors may pay more than the current net asset value when buying shares of the investment fund and may receive less than the current net asset value when selling them.

There are ongoing fees and expenses associated with owning shares of an investment fund. An investment fund must prepare disclosure documents that contain key information about the Fund. You can find more detailed information about the Fund in the public filings available at [www.sedar.com](http://www.sedar.com). The indicated rates of return are the historical annual compounded total returns including changes in share value and reinvestment of all distributions and do not take into account certain fees such as redemption costs or income taxes payable by any securityholder that would have reduced returns. Investment funds are not guaranteed, their values change frequently and past performance may not be repeated.

Certain statements contained in this document constitute forward-looking information within the meaning of Canadian securities laws. Forward-looking information may relate to matters disclosed in this document and to other matters identified in public filings relating to the Fund, to the future outlook of the Fund and anticipated events or results and may include statements regarding the future financial performance of the Fund. In some cases, forward-looking information can be identified by terms such as "may", "will", "should", "expect", "plan", "anticipate", "believe", "intend", "estimate", "predict", "potential", "continue" or other similar expressions concerning matters that are not historical facts. Actual results may vary from such forward-looking information. Investors should not place undue reliance on forward-looking statements. These forward-looking statements are made as of the date hereof and we assume no obligation to update or revise them to reflect new events or circumstances.

**BROMPTON**  
FUNDS

VALUE  
INTEGRITY  
PERFORMANCE  
THE FOUNDATION FOR EXCELLENCE

**Investor Relations**

PHONE 416.642.6000  
TOLL FREE 1.866.642.6001  
FAX 416.642.6001  
EMAIL [info@bromptongroup.com](mailto:info@bromptongroup.com)

**Address**

Bay Wellington Tower,  
Brookfield Place  
181 Bay Street  
Suite 2930, Box 793  
Toronto, Ontario M5J 2T3

**Website**

[www.bromptongroup.com](http://www.bromptongroup.com)