

Brompton North American Financials Dividend ETF

TSX:BFIN

FUND PROFILE

AS AT DECEMBER 31, 2018

TSX Symbol	BFIN
CUSIP	11221X107
Inception Date	Oct. 17, 2018

NAV	\$17.04
Monthly Distribution	\$0.08333
Distribution Rate ¹	5.8%
Total Assets	\$12 million

Management Fee	0.75% p.a.
Currency	Hedged to CAD
Management Style	Actively Managed

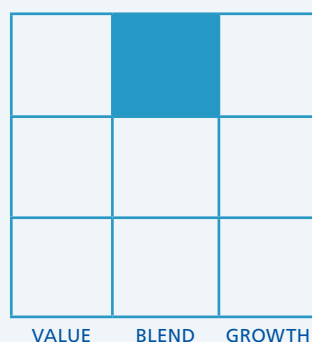
Manager/PM	Brompton Funds Limited
Auditor	PWC
Custodian	CIBC Mellon

Registered Account Eligibility?	Yes
---------------------------------	-----

THIS ETF IS FOR INVESTORS WHO ARE:

- Seeking capital appreciation
- Seeking enhanced income and lower volatility through covered call strategies
- Comfortable with equity risk

EQUITY STYLE BOX



INVESTMENT APPROACH

MARKET CAPITALIZATION
LARGE
MID
SMALL

BROMPTON
EXCHANGE TRADED FUNDS

Overview

This ETF provides monthly distributions and the opportunity for capital gains through an investment in an actively managed portfolio of large-cap North American financial services companies selected by Brompton, complemented by a proprietary covered call program.

Our PM team first uses a top-down analysis to identify attractive sub-sectors. Rigorous fundamental analysis focuses the portfolio on at least 15 North American Financial Services Companies with a market capitalization of at least \$5 billion. The PMs then actively set the level of covered call writing (up to a maximum of 33%) with the goal of optimizing distributable cash and total returns, while reducing portfolio volatility.

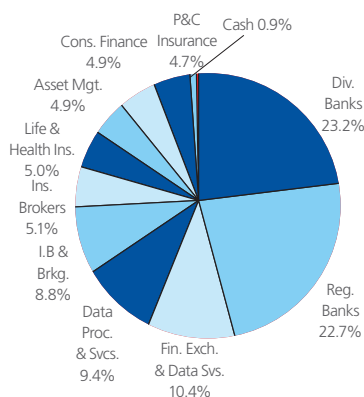
Investment Highlights: Financial Sector

Why Invest In North American Financials?

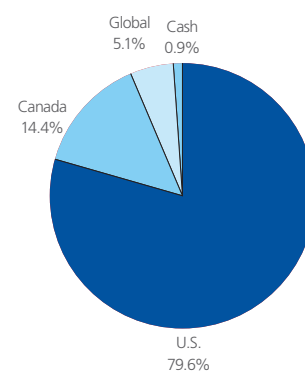
- Brompton believes North American Financial companies are attractively valued
 - Financial companies are trading at their lowest valuation relative to the broader market in >15 years⁽²⁾
 - Financial companies have grown earnings by 11.8% p.a. over the last 5 years⁽³⁾
- Brompton believes North American financial companies have strong dividend growth potential
- Opportunity for Canadian investors to diversify their investment in financials

Portfolio: December 31, 2018

Sector Allocation



Geographic Allocation



Top 10 Holdings

Top 10 Holdings	% of Portfolio
CME Group Inc.	5.5%
First Republic Bank	5.2%
Aon plc	5.1%
PNC Financial Services Group Inc. (The)	5.0%
S&P Global Inc.	5.0%
JPMorgan Chase & Co.	5.0%
Sun Life Financial Inc.	5.0%
Mastercard Incorporated	5.0%
Northern Trust Corporation	4.9%
American Express Company	4.9%
Total	50.6%

Portfolio Manager and Manager:



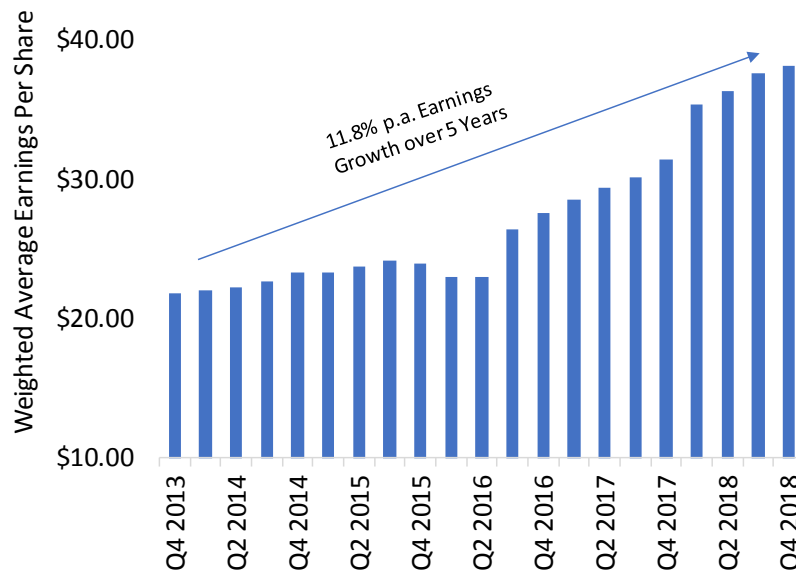
Laura Lau
BASc (Hons), CFA, DMS
Senior Vice President and Senior
Portfolio Manager



Michael Clare
BComm (Hons), CPA, CA, CFA
Vice President and Portfolio Manager

Brompton Funds, a division of Brompton Group which was founded in 2000, is an experienced investment fund manager with over \$2 billion in assets under management⁴. Brompton's investment solutions include TSX traded funds, mutual funds and flow-through limited partnerships.

Strong Earnings Growth - S&P 500 Financials Index³



⁽¹⁾ As at December 31, 2018.

⁽²⁾ Source: Thomson Reuters Datastream, as at December 31, 2018. Reflects 12-month forward weighted average price-to-earnings ratio of the S&P 500 Financials Index relative to the S&P 500 Index.

⁽³⁾ Source: Thomson Reuters Datastream, as at December 31, 2018. Reflects 12-month forward weighted average earnings per share for the S&P 500 Financials Index.

⁽⁴⁾ Please visit www.bromptongroup.com for further information.

This document is for information purposes only and does not constitute an offer to sell or a solicitation to buy the securities referred to herein. The opinions contained in this report are solely those of Brompton Funds Limited ("BFL") and are subject to change without notice. BFL makes every effort to ensure that the information has been derived from sources believed to be reliable and accurate. However, BFL assumes no responsibility for any losses or damages, whether direct or indirect which arise from the use of this information. BFL is under no obligation to update the information contained herein. The information should not be regarded as a substitute for the exercise of your own judgment. Please read the Fund's prospectus before investing.

Commissions, trailing commissions, management fees and expenses all may be associated with exchange-traded Fund investments. Please read the prospectus before investing.

Certain statements contained in this document constitute forward-looking information within the meaning of Canadian securities laws. Forward-looking information may relate to matters disclosed in this document and to other matters identified in public filings relating to the ETF, to the future outlook of the ETF and anticipated events or results and may include statements regarding the future financial performance of the ETF. In some cases, forward-looking information can be identified by terms such as "may", "will", "should", "expect", "plan", "anticipate", "believe", "intend", "estimate", "predict", "potential", "continue" or other similar expressions concerning matters that are not historical facts. Actual results may vary from such forward-looking information. Investors should not place undue reliance on forward-looking statements. These forward-looking statements are made as of the date hereof and we assume no obligation to update or revise them to reflect new events or circumstances.

BROMPTON
EXCHANGE TRADED FUNDS

VALUE
INTEGRITY
PERFORMANCE
THE FOUNDATION FOR EXCELLENCE

Investor Relations
PHONE 416.642.6000
TOLL FREE 1.866.642.6001
FAX 416.642.6001
info@bromptongroup.com
www.bromptonfunds.com

Address
Bay Wellington Tower,
Brookfield Place
181 Bay Street
Suite 2930, P.O. Box 793
Toronto, Ontario M5J 2T3