

Brompton Global Dividend Growth ETF

TSX:BDIV

FUND PROFILE

AS AT DECEMBER 31, 2018

TSX Symbol **BDIV**
 CUSIP **11221W109**
 Inception Date **Oct. 17, 2018**

NAV **\$18.15**
 Monthly Distribution **\$0.10**
 Distribution Rate¹ **6.6%**
 Total Assets **\$23 million**

Management Fee **0.75% p.a.**
 Currency **Hedged to CAD**
 Management Style **Actively Managed**

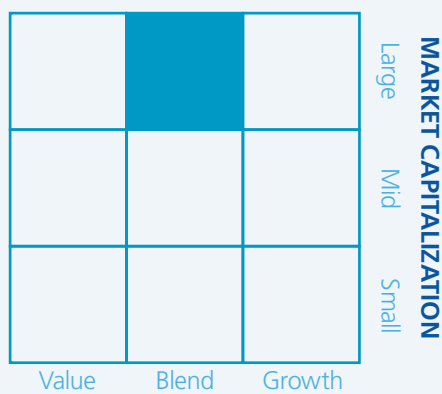
Manager/PM **Brompton Funds Limited**
 Auditor **PWC**
 Custodian **CIBC Mellon**

Registered Account Eligibility? **Yes**

THIS ETF IS FOR INVESTORS WHO ARE:

- Seeking capital appreciation
- Seeking enhanced income and lower volatility through covered call strategies
- Comfortable with equity risk

EQUITY STYLE BOX



INVESTMENT APPROACH

BROMPTON
 EXCHANGE TRADED FUNDS

Overview

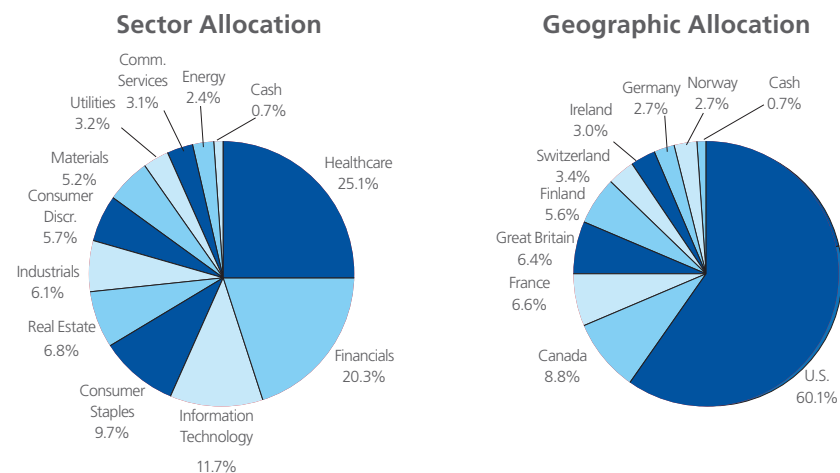
This ETF provides high monthly distributions and the opportunity for capital appreciation through an investment in an actively managed portfolio of large-cap global dividend growth companies selected by Brompton, complemented by a proprietary covered call options program.

Our PM team first uses a top-down analysis to identify attractive sectors. Rigorous fundamental analysis focuses the portfolio on at least 20 Global Dividend Growth Companies with a market capitalization of at least \$10 billion, that have a history (or in the Manager's view a future likelihood) of dividend growth. The PMs then set the level of covered call writing (up to a maximum of 33%) with the goal of optimizing distributable cash and total returns, while reducing portfolio volatility.

Investment Highlights: Global Dividend Growers

- Global Dividend Growth shares have outperformed the MSCI World Index over the past 15 years, with less risk³
- Opportunity to access a broader universe of high quality global companies that are expected to achieve strong earnings growth, leading to potential share price appreciation and increased dividends
- Global equities provide opportunity for Canadians to diversify in sectors that are underrepresented in Canada

Portfolio: December 31, 2018



Top 10 Holdings

Company	% of Portfolio
American Tower Corporation	3.4%
PepsiCO, Inc.	3.4%
Novartis AG	3.4%
Crown Castle International Corp.	3.3%
Pfizer Inc.	3.3%
CME Group Inc.	3.3%
Sanofi SA	3.3%
Danone SA	3.3%
AstraZeneca PLC	3.3%
Fortum Oyj	3.2%
Total	33.2%

Portfolio Manager and Manager:



Laura Lau
BASc (Hons), CFA, DMS
Senior Vice President and Senior
Portfolio Manager



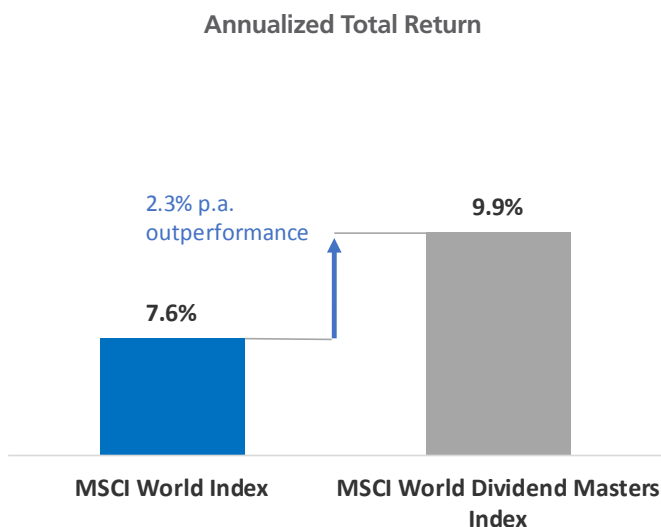
Michael Clare
BComm (Hons), CPA, CA, CFA
Vice President and Portfolio Manager

Brompton Funds, a division of Brompton Group which was founded in 2000, is an experienced investment fund manager with over \$2 billion in assets under management². Brompton's investment solutions include TSX traded funds, mutual funds and flow-through limited partnerships.

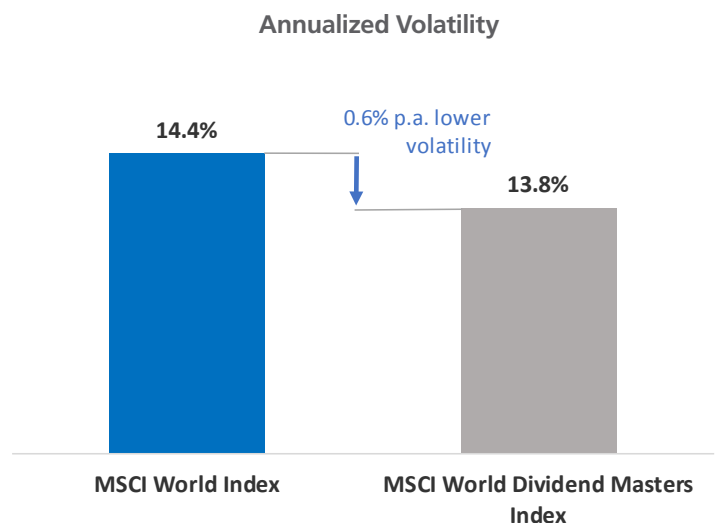
Dividend Growth Offers Higher Returns with Lower Risk

Global Dividend Growth shares have outperformed the MSCI World Index over the past 15 years, with less risk.³

Annualized Total Return



Annualized Volatility



⁽¹⁾ As at December 31, 2018.

⁽²⁾ Please visit www.bromptongroup.com for further information.

⁽³⁾ Source: MSCI as at December 31, 2018; (December 31, 2003 – December 31, 2018).

This document is for information purposes only and does not constitute an offer to sell or a solicitation to buy the securities referred to herein. The opinions contained in this report are solely those of Brompton Funds Limited ("BFL") and are subject to change without notice. BFL makes every effort to ensure that the information has been derived from sources believed to be reliable and accurate. However, BFL assumes no responsibility for any losses or damages, whether direct or indirect which arise from the use of this information. BFL is under no obligation to update the information contained herein. The information should not be regarded as a substitute for the exercise of your own judgment. Please read the Fund's prospectus before investing.

Commissions, trailing commissions, management fees and expenses all may be associated with exchange-traded Fund investments. Please read the prospectus before investing.

Certain statements contained in this document constitute forward-looking information within the meaning of Canadian securities laws. Forward-looking information may relate to matters disclosed in this document and to other matters identified in public filings relating to the ETF, to the future outlook of the ETF and anticipated events or results and may include statements regarding the future financial performance of the ETF. In some cases, forward-looking information can be identified by terms such as "may", "will", "should", "expect", "plan", "anticipate", "believe", "intend", "estimate", "predict", "potential", "continue" or other similar expressions concerning matters that are not historical facts. Actual results may vary from such forward-looking information. Investors should not place undue reliance on forward-looking statements. These forward-looking statements are made as of the date hereof and we assume no obligation to update or revise them to reflect new events or circumstances.

BROMPTON
EXCHANGE TRADED FUNDS

VALUE
INTEGRITY
PERFORMANCE
THE FOUNDATION FOR EXCELLENCE

Investor Relations
PHONE 416.642.6000
TOLL FREE 1.866.642.6001
FAX 416.642.6001
info@bromptongroup.com
www.bromptonfunds.com

Address
Bay Wellington Tower,
Brookfield Place
181 Bay Street
Suite 2930, P.O. Box 793
Toronto, Ontario M5J 2T3