

## FUND PROFILE

AS AT SEPTEMBER 30, 2019

TSX Symbol	EDGF
CUSIP	11222M100
Inception Date	July 21, 2017
ETF Conversion Date	Apr. 23, 2019
NAV	\$10.24
Monthly/Annual Distribution	\$0.0416 /\$0.4992
Distribution Rate <sup>1</sup>	4.9%
Total Assets	\$24 million
Management Fee	0.75% p.a.
Currency	Hedged to CAD
Management Style	Actively Managed
Manager/PM	Brompton Funds Limited
Auditor	PWC
Custodian	CIBC Mellon
Registered Account Eligibility?	Yes
Risk Rating	Medium

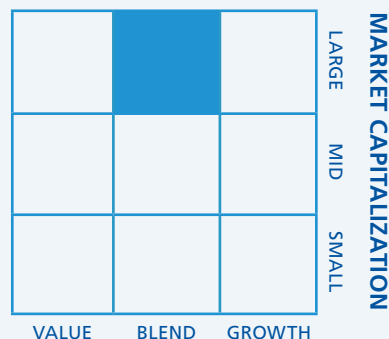
## THIS ETF IS FOR INVESTORS WHO ARE:

- Seeking capital appreciation
- Seeking enhanced income and lower volatility through covered call strategies
- Comfortable with equity risk

ESG SCORE<sup>2</sup>

A-

## EQUITY STYLE BOX



INVESTMENT APPROACH

## Overview

This ETF provides high monthly distributions and the opportunity for capital appreciation through an investment in an actively managed portfolio of large cap European dividend growth companies selected by Brompton, complemented by a proprietary covered call options program.

Our PM team first uses top-down analysis to identify attractive sectors. Rigorous fundamental analysis focuses the portfolio on at least 20 large capitalization European equities that have a history (or in the managers view, a future likelihood) of dividend growth. The PMs then set the level of covered call writing (up to a maximum of 33%), with the goal of optimizing distributable cash and total returns while reducing portfolio volatility.

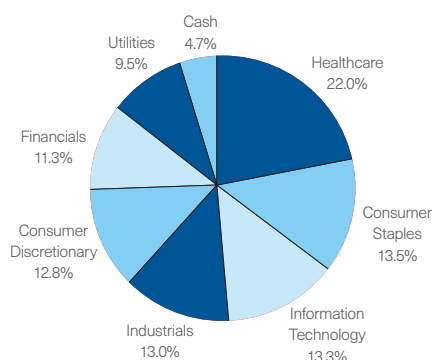
## Investment Highlights: Europe

Why Invest In Europe?

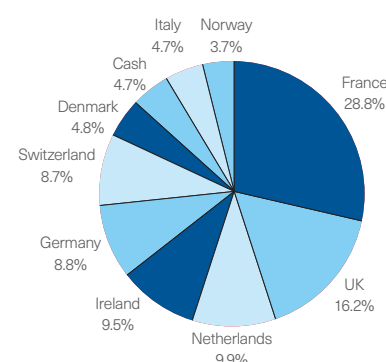
- European companies are expected to grow earnings by 10.9% over the next year<sup>3</sup>
- Manager believes European equities are currently attractively valued and have significantly lagged the performance of their U.S. peers
- Diversification benefits: Europe provides an opportunity for Canadians to diversify by investing in equity sectors that are underrepresented in the Canadian market

## Portfolio: September 30, 2019

### Sector Allocation



### Geographic Allocation



### Top 10 Holdings

Top 10 Holdings	% of Portfolio
ASML Holding NV	5.3%
Orsted A/S	4.8%
Experian OLC.	4.8%
Aon PLC	4.7%
Cash and short-term investments	4.7%
Medtronic PLC	4.7%
Enel SpA	4.7%
Adidas AG	4.7%
Nestle SA	4.7%
Koninklijke Philips NV	4.6%
<b>Total</b>	<b>47.7%</b>

## Portfolio Manager and Manager: Brompton Funds Limited



**Laura Lau**  
**BASc (Hons), CFA, DMS**  
Senior Vice President and Senior  
Portfolio Manager



**Michael Clare**  
**BComm (Hons), CPA, CA, CFA**  
Vice President and Portfolio Manager

Brompton Funds, a division of Brompton Group which was founded in 2000, is an experienced investment fund manager with over \$2 billion in assets under management<sup>4</sup>. Brompton's investment solutions include TSX listed closed-end funds and exchange-traded funds.

## Historical Performance: September 30, 2019

Annual Compound Returns <sup>5</sup>	YTD	1-YR	Since Inception
Brompton European Dividend Growth ETF	29.1%	12.2%	8.3%
STOXX Europe 600 Index	20.3%	6.4%	4.5%

<sup>(1)</sup> Distribution rate is based on market price on September 30, 2019. Source: Thomson Reuters.

<sup>(2)</sup> Source: Thomson Reuters as at September 30, 2019. Reflects the weighted average ESG Score of the companies held in the portfolio. The ESG Score is an overall score of a company based on the reported information in the environmental, social and corporate governance pillars. Letter grades range from D- for the lowest ESG scores to A+ for the highest scores. See [https://www.refinitiv.com/content/dam/marketing/en\\_us/documents/methodology/esg-scores-methodology.pdf](https://www.refinitiv.com/content/dam/marketing/en_us/documents/methodology/esg-scores-methodology.pdf) for more information.

<sup>(3)</sup> Source: Bloomberg, as at August 30, 2019. Data based on forward 12-month consensus earnings expectations for the STOXX 600 (Europe).

<sup>(4)</sup> Please visit [www.bromptongroup.com](http://www.bromptongroup.com) for further information.

<sup>(5)</sup> Returns are for the periods ended September 30, 2019. The table shows the ETF's compound return for each period indicated compared with the STOXX Europe 600 Total Return Index ("Stoxx Index"). The STOXX Index is a subset of the STOXX Global 1800 Index. With a fixed number of components, the STOXX Index represents large, mid and small capitalization companies across 17 countries of the European region: Austria, Belgium, Denmark, Finland, France, Germany, Ireland, Italy, Luxembourg, the Netherlands, Norway, Poland, Portugal, Spain, Sweden, Switzerland and the United Kingdom. Since the ETF is actively managed, the sector weightings may differ from those of the STOXX Index. The STOXX Index is calculated without the deduction of management fees, expenses and trading commissions, whereas the performance of the ETF is calculated after deducting such fees and expenses.

This document is for information purposes only and does not constitute an offer to sell or a solicitation to buy the securities referred to herein. The opinions contained in this report are solely those of Brompton Funds Limited ("BFL") and are subject to change without notice. BFL makes every effort to ensure that the information has been derived from sources believed to be reliable and accurate. However, BFL assumes no responsibility for any losses or damages, whether direct or indirect which arise from the use of this information. BFL is under no obligation to update the information contained herein. The information should not be regarded as a substitute for the exercise of your own judgment. Please read the prospectus before investing.

Commissions, trailing commissions, management fees and expenses all may be associated with exchange-traded fund investments. Please read the prospectus before investing. The indicated rates of return are the historical annual compounded total returns including changes in unit value and reinvestment of all distributions and do not take into account sales, redemption, distribution or optional charges or income taxes payable by any securityholder that would have reduced returns. Exchange-traded funds are not guaranteed, their values change frequently and past performance may not be repeated.

Certain statements contained in this document constitute forward-looking information within the meaning of Canadian securities laws. Forward-looking information may relate to matters disclosed in this document and to other matters identified in public filings relating to the ETF, to the future outlook of the ETF and anticipated events or results and may include statements regarding the future financial performance of the ETF. In some cases, forward-looking information can be identified by terms such as "may", "will", "should", "expect", "plan", "anticipate", "believe", "intend", "estimate", "predict", "potential", "continue" or other similar expressions concerning matters that are not historical facts. Actual results may vary from such forward-looking information. Investors should not place undue reliance on forward-looking statements. These forward-looking statements are made as of the date hereof and we assume no obligation to update or revise them to reflect new events or circumstances.

**BROMPTON**  
EXCHANGE TRADED FUNDS

VALUE  
INTEGRITY  
PERFORMANCE  
THE FOUNDATION FOR EXCELLENCE

**Investor Relations**  
PHONE 416.642.6000  
TOLL FREE 1.866.642.6001  
FAX 416.642.6001  
info@bromptongroup.com  
www.bromptonfunds.com

**Address**  
Bay Wellington Tower,  
Brookfield Place  
181 Bay Street  
Suite 2930, Box 793  
Toronto, Ontario M5J 2T3