



FUND PROFILE

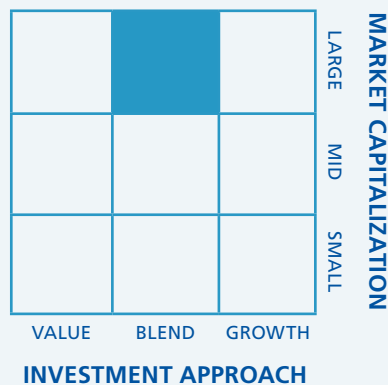
AS AT FEBRUARY 28, 2019

TSX Symbol	HIG
CUSIP	37954U101
Inception Date	Sept. 24, 2015
ETF Conversion Date	Apr. 3, 2018
NAV	\$9.03
Monthly/Annual Distribution	\$0.05/\$0.60
Distribution Rate ¹	6.6%
Total Assets	\$51 million
Management Fee	0.75% p.a.
Currency	Hedged to CAD
Management Style	Actively Managed
Manager/PM	Brompton Funds Limited
Auditor	PWC
Custodian	CIBC Mellon
Registered Account Eligibility?	Yes

THIS ETF IS FOR INVESTORS WHO ARE:

- Seeking capital appreciation
- Seeking enhanced income and lower volatility through covered call strategies
- Comfortable with equity risk

EQUITY STYLE BOX



Overview

This ETF provides high monthly distributions and the opportunity for capital gains through an investment in an actively managed portfolio of large cap global Healthcare companies selected by Brompton, complemented by a proprietary covered call program.

Our PM team first uses top-down analysis to identify attractive sub-sectors. Rigorous fundamental analysis focuses the portfolio on 15 to 30 global Healthcare companies which offer a combination of growth and value characteristics. The PMs then actively set the level of covered call writing (up to a maximum of 33%), with the goal of optimizing distributable cash and total returns while reducing portfolio volatility.

Investment Highlights: Healthcare Sector

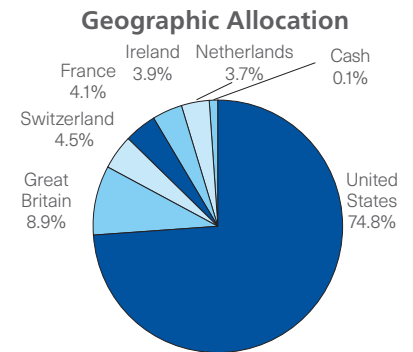
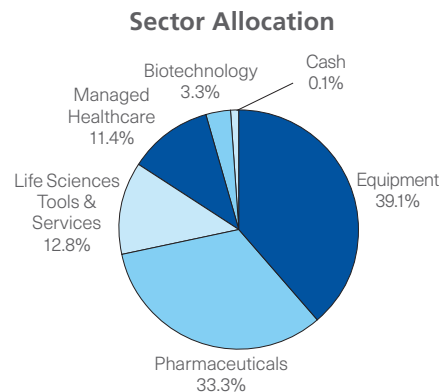
Strong historical earnings growth and stable relative share performance.

Under-represented sector in the Canadian equity market; diversification benefits.

Long term trends are supportive of healthcare equities:

- **Demographics:** Aging world population is expected to result in increased demand for healthcare products and services
- **Emerging Markets:** Rising incomes should lead to higher healthcare spending
- **Innovation:** Opening up new frontiers for services, equipment and therapies
- **Mergers & Acquisitions:** Potential for added value for investors

Portfolio: February 28, 2019



Top 10 Holdings

	% of Portfolio
Danaher Corporation	5.0%
IQVIA Holdings Inc.	4.8%
Boston Scientific Corporation	4.7%
Abbott Laboratories	4.6%
Stryker Corporation	4.5%
AstraZeneca PLC	4.5%
Thermo Fisher Scientific Inc.	4.5%
Novartis AG - ADR	4.5%
Steris PLC	4.4%
Zoetis Inc.	4.4%
Total	45.9%

Portfolio Manager and Manager: Brompton Funds Limited



Laura Lau
BASc (Hons), CFA, DMS
Senior Vice President and Senior
Portfolio Manager



Michael Clare
BComm (Hons), CPA, CA, CFA
Vice President and Portfolio Manager

Brompton Funds, a division of Brompton Group which was founded in 2000, is an experienced investment fund manager with over \$2 billion in assets under management². Brompton's investment solutions include TSX traded funds and mutual funds.

Historical Performance: February 28, 2019

Annual Compound Returns ³	YTD	1-Year	3-Year	Since Inception
Global Healthcare Income & Growth ETF	7.6%	14.7%	8.8%	5.8%
S&P/TSX Composite Index	12.2%	6.9%	10.8%	8.5%
MSCI World Health Care Index	7.3%	9.5%	11.1%	7.5%

⁽¹⁾ Distribution rate is based on market price on February 28, 2019. Source: Thomson Reuters.

⁽²⁾ Please visit www.bromptongroup.com for further information.

⁽³⁾ Returns are for the periods ended February 28, 2019. The following table shows the ETF's compound return compared for each period indicated compared with the MSCI World Health Care Index ("Health Care Index") and the S&P/TSX Composite Index ("Composite Index"). The Health Care Index represents the healthcare industry group of the MSCI World Index. The Composite Index tracks the performance, on a market weight basis, of a broad index of large-capitalization issuers listed on the TSX. The ETF's portfolio is expected to invest in at least 15 healthcare companies. It is not expected that the ETF's performance will mirror that of the benchmark indices, since the Health Care Index contains a substantially larger number of companies and the Composite Index is more diversified across multiple industries. Further, the benchmark indices are calculated without the deduction of management fees, fund expenses and trading expenses, whereas the performance of the ETF is calculated after deducting such fees and expenses.

This document is for information purposes only and does not constitute an offer to sell or a solicitation to buy the securities referred to herein. The opinions contained in this report are solely those of Brompton Funds Limited ("BFL") and are subject to change without notice. BFL makes every effort to ensure that the information has been derived from sources believed to be reliable and accurate. However, BFL assumes no responsibility for any losses or damages, whether direct or indirect which arise from the use of this information. BFL is under no obligation to update the information contained herein. The information should not be regarded as a substitute for the exercise of your own judgment. Please read the prospectus before investing.

Commissions, trailing commissions, management fees and expenses all may be associated with exchange-traded Fund investments. Please read the prospectus before investing. The indicated rates of return are the historical annual compounded total returns including changes in unit value and reinvestment of all distributions and do not take into account sales, redemption, distribution or optional charges or income taxes payable by any securityholder that would have reduced returns. Exchange-traded funds are not guaranteed, their values change frequently and past performance may not be repeated.

Certain statements contained in this document constitute forward-looking information within the meaning of Canadian securities laws. Forward-looking information may relate to matters disclosed in this document and to other matters identified in public filings relating to the ETF, to the future outlook of the ETF and anticipated events or results and may include statements regarding the future financial performance of the ETF. In some cases, forward-looking information can be identified by terms such as "may", "will", "should", "expect", "plan", "anticipate", "believe", "intend", "estimate", "predict", "potential", "continue" or other similar expressions concerning matters that are not historical facts. Actual results may vary from such forward-looking information. Investors should not place undue reliance on forward-looking statements. These forward-looking statements are made as of the date hereof and we assume no obligation to update or revise them to reflect new events or circumstances.

BROMPTON
EXCHANGE TRADED FUNDS

VALUE
INTEGRITY
PERFORMANCE
THE FOUNDATION FOR EXCELLENCE

Investor Relations
PHONE 416.642.6000
TOLL FREE 1.866.642.6001
FAX 416.642.6001
info@bromptongroup.com
www.bromptonfunds.com

Address
Bay Wellington Tower,
Brookfield Place
181 Bay Street
Suite 2930, Box 793
Toronto, Ontario M5J 2T3