

2026

**Investor
Guide**

Investing with Brompton

 **25+ years**
of experience

\$4+ billion


Paid in distribution since
inception

25

Funds

Brompton provides unique, thoughtfully designed investments with a focus on performance-driven diversification strategies. Many of our funds provide a high level of regular cash distributions and are designed to address investors' cash flow requirements in various market environments.

Since inception, Brompton has paid out over \$4.0 billion in distributions to investors. For those investors that do not require the regular cash flow, certain of our funds also offer commission-free distribution reinvestment plans.



Our fund types

ETFs

Our ETFs provide income and growth through actively and passively managed portfolios. Many use active covered call strategies to enhance income and reduce volatility. We also offer leveraged ETFs and alternative fixed income asset classes with proven track records that are not easily available in Canada.

Split Share Funds

Our split share funds dating back over 20 years, provide two ways to access diversified dividend-paying portfolios with a proprietary covered call strategy. Each split share fund features two Toronto Stock Exchange-listed share classes, designed to suit different investor objectives: leveraged growth versus capital preservation.



Start your VIP investing experience

At Brompton, we believe that value, integrity, and performance are the foundation for excellence.

That's why for over 25 years, Brompton's mission has been to provide innovative, income-oriented, investment solutions for investors like you in Canada. With unique, thoughtfully designed funds that are focused on delivering excellent performance, we seek to address your income and/or growth needs while providing valuable diversification strategies.

Our team is committed to supporting you through superior client services and by providing you with our views on industry trends and products. Please contact us if we can help you in any way.

Value



No investment will be successful over the long run if you pay too much for it. Brompton's investment solutions focus on low management fees and performance-driven diversification strategies.

Integrity



Well-designed investments, educational resources, transparent communication, and a responsive investor relations team **help make your investment journey a smooth one.**

Performance



Solutions for investors looking for high monthly income or long-term growth, including **first-of-their-kind, best-in-class, and award-winning funds.**

	As at March 31, 2026	Market Distribution Rate ¹	Cash Distributions per Unit/Share Since Inception	Annual compound returns ²	1-Year	3-Years	5-Years	10-Years	Since Inception	Inception Date	Distribution frequency	Risk	Management Fee
ETFs													
Balanced ETFs													
BMAX	Brompton Enhanced Multi-Asset Income ETF	10.8%	\$4.60		14.8%	15.3%	-	-	15.4%	18-Oct-22	Monthly	Medium	0% p.a. ³
Equity Covered Call ETFs													
TLF	Brompton Tech Leaders Income ETF*	7.7%	\$12.81		22.3%	19.2%	11.9%	17.8%	13.6%	20-May-11	Monthly	Medium to High	0.75% p.a.
HIG	Brompton Global Healthcare Income & Growth ETF*	8.8%	\$6.54		1.6%	4.2%	2.8%	5.6%	5.0%	24-Sept-15	Monthly	Medium	0.75% p.a.
EDGF	Brompton European Dividend Growth ETF	7.0%	\$4.73		10.5%	11.2%	6.8%	-	7.2%	21-Jul-17	Monthly	Medium	0.75% p.a.
BDIV	Brompton Global Dividend Growth ETF	6.5%	\$9.62		12.6%	17.1%	9.4%	-	8.8%	17-Oct-18	Monthly	Medium	0.75% p.a.
BFIN	Brompton North American Financials Dividend ETF*	6.6%	\$8.70		13.9%	19.0%	8.5%	-	9.1%	17-Oct-18	Monthly	Medium to High	0.75% p.a.
BGIE	Brompton Global Infrastructure ETF	5.5%	\$7.22		30.6%	20.4%	13.7%	-	14.3%	30-Apr-20	Monthly	Medium	0.75% p.a.
BLOV	Brompton North American Low Volatility Dividend ETF	4.0%	\$5.60		11.6%	9.7%	8.3%	-	8.8%	30-Apr-20	Monthly	Medium	0.55% p.a.
CLSA	Brompton Split Corp. Enhanced Equity Income ETF	15.9%	\$1.68		55.1%	-	-	-	53.3%	20-Mar-25	Monthly	High	0.60% p.a.
PAYG	Brompton Global Equity HighPay ETF - NEW	n/a ⁴	-		n/a ⁴	-	-	-	-	30-Mar-26	Bi-Monthly	Medium	0.60% p.a.
Equity Index ETFs													
KNGC	Brompton Canadian Cash Flow Kings ETF	1.3%	\$0.38		64.9%	-	-	-	36.1%	30-May-24	Quarterly	Medium to High	0.45% p.a.
KNGU	Brompton U.S. Cash Flow Kings ETF	2.3%	\$0.29		8.2%	-	-	-	8.7%	30-May-24	Quarterly	Medium to High	0.45% p.a.
KNGX	Brompton International Cash Flow Kings ETF	0.6%	\$0.39		35.0%	-	-	-	22.5%	16-Jul-24	Quarterly	Medium	0.55% p.a.
KNGG	Brompton Global Cash Flow Kings ETF - NEW	n/a ⁴	-		n/a ⁴	-	-	-	-	30-Mar-26	Quarterly	Medium	0% p.a.**
Fixed and Floating Rate Income Funds													
BEPR	Brompton Flaherty & Crumrine Enhanced Investment Grade Preferred ETF*	8.5%	\$22.45		4.4%	10.1%	2.1%	4.8%	4.8%	15-Dec-04	Monthly	Medium	1.0% p.a.
BPRF	Brompton Flaherty & Crumrine Investment Grade Preferred ETF*	5.9%	\$9.48		3.8%	8.1%	2.1%	-	3.8%	15-Oct-18	Monthly	Low to Medium	0.75% p.a.
SPLT	Brompton Split Corp. Preferred Share ETF	6.1%	\$1.85		3.7%	-	-	-	9.5%	12-Jun-23	Monthly	Low	0.50% p.a.
BAAA	Brompton Wellington Square AAA CLO ETF*	n/a ⁴	\$0.96		n/a ⁴	-	-	-	-	22-Apr-25	Monthly	Low	0.40% p.a.
BBBB	Brompton Wellington Square Investment Grade CLO ETF*	n/a ⁴	\$0.67		n/a ⁴	-	-	-	-	03-Oct-25	Monthly	Low to Medium	0.60% p.a.
High Income Equity Funds													
RBN.UN	Blue Ribbon Income Fund	6.0%	\$22.41		13.4%	7.6%	5.4%	5.9%	8.6%	16-Sep-97	Monthly	-	1.0% p.a.
SPLIT SHARES													
Enhanced Income and Growth (Class A Shares)													
SBC	Brompton Split Banc Corp.	11.0%	\$24.05		87.3%	39.8%	22.0%	19.4%	14.0%	16-Nov-05	Monthly	-	0.55% p.a.
LBS	Life & Banc Split Corp.	10.5%	\$21.55		63.1%	42.0%	25.9%	21.9%	14.0%	17-Oct-06	Monthly	-	0.60% p.a.
LCS	Brompton Lifeco Split Corp.	10.5%	\$10.31		18.6%	47.0%	27.8%	21.7%	7.7%	18-Apr-07	Monthly	-	0.60% p.a.
DGS	Dividend Growth Split Corp.	15.6%	\$18.49		39.0%	36.3%	26.0%	18.3%	13.2%	03-Dec-07	Monthly	-	0.60% p.a.
ESP	Brompton Energy Split Corp.	15.9%	\$4.22		69.1%	39.9%	n/a ⁵	3.0%	-1.3%	24-Feb-15	Monthly	-	0.70% p.a.
GDV	Global Dividend Growth Split Corp.	10.3%	\$9.35		17.8%	28.9%	15.0%	-	13.5%	15-Jun-18	Monthly	-	0.85% p.a.
PWI	Power & Infrastructure Split Corp.	11.7%	\$4.18		43.0%	36.2%	-	-	15.7%	21-May-21	Monthly	-	0.75% p.a.
Preferred Shares													
SBC.PR.A	Brompton Split Banc Corp.	6.0%	\$10.53		6.4%	6.4%	6.0%	5.4%	5.3%	16-Nov-05	Quarterly	Low	-
LBS.PR.A	Life & Banc Split Corp.	6.8%	\$10.55		7.4%	7.1%	6.5%	5.8%	5.5%	17-Oct-06	Quarterly	Low to Medium	-
LCS.PR.A	Brompton Lifeco Split Corp.	6.7%	\$10.92		7.2%	6.9%	6.7%	6.4%	5.9%	18-Apr-07	Quarterly	Low to Medium	-
DGS.PR.A	Dividend Growth Split Corp.	6.5%	\$9.91		6.9%	6.3%	6.0%	5.7%	5.5%	03-Dec-07	Quarterly	Low to Medium	-
ESP.PR.A	Brompton Energy Split Corp.	7.0%	\$6.85		7.4%	8.1%	13.4%	7.0%	6.8%	24-Feb-15	Quarterly	High	-
GDV.PR.A	Global Dividend Growth Split Corp.	4.8%	\$3.89		5.1%	5.1%	5.1%	-	5.1%	15-Jun-18	Quarterly	Low	-
PWI.PR.A	Power & Infrastructure Split Corp.	4.9%	\$2.43		5.1%	5.1%	-	-	5.1%	21-May-21	Quarterly	Low to Medium	-

* also has a USD denominated unit

** subject to fees of the underlying Cash Flow Kings ETFs held in the portfolio.

This page is not complete without the disclaimers on page 6.

Investment Management Team

Our Portfolio Management team focuses on offering investors quality funds with global and Canadian equity covered call mandates.



Laura Lau

Chief Investment Officer

With over 25 years of experience in financial services, Ms. Lau leads Brompton's portfolio management team that oversees assets of approximately \$4.0 billion primarily in global and Canadian equity covered call mandates.



Michael D. Clare

Senior Vice President,
Senior Portfolio Manager

Mr. Clare has over 18 years of experience in financial services and is a co-manager of investment funds at Brompton, specializing in portfolio construction, security analysis, and covered call strategies.



Varun Choyah

Assistant Vice President

Associate Portfolio Manager




Maggie Meng

Senior Investment Analyst



Billy Huang

Senior Investment Analyst



Utsav Srivastava

Senior Investment Analyst

External Partners

To complement our equity expertise, we broaden income opportunities for investors by seeking out established and specialized partners to manage our non-traditional fixed income funds across CLOs and U.S. preferred shares, as well as other specialty strategies.




Canadian based independent investment manager with a long-term track record managing funds investing in CLOs, leveraged loans and corporate credit in the U.S., European and Canadian markets.

BAAA **BBBB**



Jeff Sujitno
Portfolio Manager



Amar Dhanoya
Portfolio Manager




Independent investment adviser specializing in U.S. preferred, contingent capital, and income securities. They offer tailored strategies backed by dedicated research and decades of expertise.

BEPR **BPRF**



Eric Chadwick
Portfolio Manager,
President




Bradford Stone
Portfolio Manager,
Executive Vice President,
Chief Financial Officer



Canadian investment management firm specialized in high-income equity portfolios, comprised of dividend paying common equity securities, income trusts and real estate investment trusts, for one TSX listed closed end fund.

RBN.UN



Paul Bloom
Founder, President & Director,
Chief Investment Officer



Adina Bloom Somer
Vice President & Director,
Portfolio Manager

Disclaimers

- 1 Market distribution rate is calculated as the annualized distribution rate based on the latest distribution declared by a fund as of March 31, 2026 divided by the closing price on the Toronto Stock Exchange ("TSX"). Source: LSEG Workspace.
- 2 Returns are for the period ended March 31, 2026 and are unaudited. The table shows each fund's compound return for each period indicated. The performance shown is based on net asset value per unit/share or the redemption price per preferred share and assumes that cash distributions made by a fund during the periods shown were reinvested at net asset value per unit/share or the redemption price per preferred share, as applicable, in additional shares of a fund
- 3 Subject to fees of the underlying ETFs held in the BMAX portfolio.
- 4 A market distribution rate and annual compound returns have not been provided as the fund has been in existence for less than one year.
- 5 The 5-year return for ESP's class A share is not determinable, as the comparative net asset value per class A share was zero.

Commissions, trailing commissions, management fees and expenses all may be associated with exchange-traded fund investments. Please read the prospectus before investing. The indicated rates of return are the historical annual compounded total returns including changes in share value and reinvestment of all distributions and does not take into account sales, redemption, distribution or optional charges or income tax payable by any securityholder that would have reduced returns. Exchange-traded funds are not guaranteed, their values change frequently and past performance may not be repeated.

You will usually pay brokerage fees to your dealer if you purchase or sell shares of the investment fund on the Toronto Stock Exchange or other alternative Canadian trading system (an "exchange"). If the shares are purchased or sold on an exchange, investors may pay more than the current net asset value when buying shares of the investment fund and may receive less than the current net asset value when selling them.

There are ongoing fees and expenses associated with owning shares of an investment fund. An investment fund must prepare disclosure documents that contain key information about the fund. You can find more detailed information about the fund in the public filings available at www.sedarplus.ca. The indicated rates of return are the historical annual compounded total returns including changes in share or unit value and reinvestment of all distributions and do not take into account certain fees such as redemption costs or income taxes payable by any securityholder that would have reduced returns. Investment funds are not guaranteed, their values change frequently and past performance may not be repeated.

This report is for information purposes only and does not constitute an offer to sell or a solicitation to buy the securities referred to herein. The opinions contained in this report are solely those of Brompton Funds Limited ("BFL") and are subject to change without notice. BFL makes every effort to ensure that the information has been derived from sources believed to be reliable and accurate. However, BFL assumes no responsibility for any losses or damages, whether direct or indirect which arise from the use of this information. BFL is under no obligation to update the information contained herein. The information should not be regarded as a substitute for the exercise of your own judgment. Please read the annual information form or prospectus, as applicable, before investing.

Certain statements contained in this document constitute forward-looking information within the meaning of Canadian securities laws. Forward-looking information may relate to matters disclosed in this document and to other matters identified in public filings relating to the Funds, to the future outlook of the Funds and anticipated events or results and may include statements regarding the future financial performance of the Funds. In some cases, forward-looking information can be identified by terms such as "may", "will", "should", "expect", "plan", "anticipate", "believe", "intend", "estimate", "predict", "potential", "continue" or other similar expressions concerning matters that are not historical facts. Actual results may vary from such forward-looking information. Investors should not place undue reliance on forward-looking statements. These forward-looking statements are made as of the date hereof and we assume no obligation to update or revise them to reflect new events or circumstances.

Questions?

We're here to help.



(416) 642-6000
tf. 1-866-642-6001



info@bromptongroup.com



bromptongroup.com

BROMPTON
FUNDS

VALUE
INTEGRITY
PERFORMANCE
THE FOUNDATION FOR EXCELLENCE



Brompton Funds Limited
Bay Wellington Tower,
Brookfield Place
Suite 2930, Box 793
181 Bay Street, Toronto, ON
M5J 2T3